


75Ω Coaxial Cables

Analog to digital. HD to UHD. Canare 75 ohm coaxial cable series expands the range of choices for any kind of video formats.

■ Ultra Coax **12G-SDI**

Type	Model	Sales units	Nom. O.D	Weight	Inner cond		Insulation	Outer conductors	Inner cond. resist.	Outer cond. resist.	Static capacity	Charac-teristic impedance	Attenu-ation	
					Comp.	O.D.								Foil
		m	mm	kg/100m	(AWG) Q'ty/mm	mm	mm	mm/ends/carriers	Ω/km	Ω/km	pF/m	Ω	dB/100m	
	L-5.5CUHD NEW	100 200 500 1000	7.7	7.1	(16) 1/1.35A	1.35	5.55	Cu	0.12TA/8/24 (91%)	12.8	10.3	52	75	39.1 @ 6 GHz

Jacket colors: black and others.

Jacket: PVC Dielectric strength: 1000V AC/min.

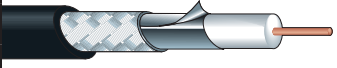

L-5.5CUHD

- Specially designed for 12G-SDI.
- Max. transmission distance of UHD over single link able to reach 100m or longer*.
*Depending on receiving equipment.
- As handy as L-4.5CHD.
- Excellent results in demanding tests.
- Copper foil and high-density tinned copper braided shielding.
- Highly-foamed multi-layer PE insulation

Note 1: Designed for fixed installation, please avoid repeated bending or external pressure.

Note 2: Cable strippers (TS100 series) cannot be used for L-5.5CUHD.

■ Super Coax

Type	Model	Sales units	Nom. O.D	Weight	Inner cond		Insulation	Outer conductors	Inner cond. resist.	Outer cond. resist.	Static capacity	Charac-teristic impedance	Attenu-ation	
					Comp.	O.D.								Foil
		m	mm	kg/100m	(AWG) Q'ty/mm	mm	mm	mm/ends/carriers	Ω/km	Ω/km	pF/m	Ω	dB/100m (1.5 GHz)	
	L-2.5CHD Crown	100 200	4.2	2.6	(23) 1/0.59A	0.59	2.59	Al	0.12TA/7/16 (95%)	66.9	16.9	53	75	43.1
	L-4CHD		6.1	5.2	(20) 1/0.82A	0.82	3.68	Al	0.14TA/8/16 (95%)	36.4	11.4	53	75	30.6
	L-4.5CHD Crown		7.0	6.2	(18) 1/1.02A	1.02	4.57	Al	0.14TA/6/24 (91%)	23.3	9.9	53	75	25.1
	L-5CHD		7.7	7.4	(17) 1/1.20A	1.20	4.9	Al	0.14TA/7/24 (93%)	16.1	8.2	53	75	22.5
	L-6CHD		8.9	9.0	(16) 1/1.40A	1.40	6.1	Al	0.14TA/8/24 (92%)	11.8	7.7	53	75	19.0
	L-7CHD Crown		10.2	13	(13) 1/1.80A	1.80	7.3	Al	0.16TA/8/24 (92%)	7.1	6.1	53	75	15.9
	L-8CHD		11.1	14	(12) 1/2.00A	2.00	8.2	Al	0.16TA/8/24 (89%)	5.8	6.3	53	75	14.1
	L-2.5CHLT	100 200	4.2	1.8	(23) 1/0.59A	0.59	2.59	Al	0.14TCCA/6/16 (95%)	66.9	21.5	53	75	43.1

Jacket colors: black, red, yellow, green, blue and others.

Jacket colors: black, red, yellow, green, blue and others.

Jacket: PVC Dielectric strength: 1000V AC/min.

L-CHD Series

- Best suited to 3G-SDI/HD-SDI transmission.
- Highly-foamed PE insulation allows further improvement in the attenuation characteristics.
- Multi-layer insulation in which to each layer is given a different foaming ratio is used to increase strength.
- High-density tinned copper braided shield with aluminum foil brings excellent shielding.
- Solid conductor
- Flame resistance UL 1666 Riser (excluding L-6CHD, L-7CHD, and L-8CHD).

Note 1: Designed for fixed installation, please avoid repeated bending or external pressure.

Note 2: Cable strippers (TS100 series) cannot be used for L-CHD series other than L-2.5CHD.

Note 3: L-2.5CHLT has less connection strength with the connector BCP-B25HD compared with L-2.5CHD.

L-2.5CHLT

- Ideal for an O.B. van installation.
- Tinned copper-clad aluminum (CCA) braided shield brings an advantage in weight-saving.
- 30% lighter than L-2.5CHD, yet the same attenuation.
- Space-saving slim design: O.D. 4.2 mm
- High-density braided shield with aluminum foil
- Highly-foamed PE insulation
- Solid conductor